

GET THE LATEST SCHOOL NEWS AND EVENTS ON YOUR PHONE



DOWNLOAD THE FREE KONNECTIVE MOBILE APP



Getting started with Konnective

1


Download the Konnective app



Via the AppStore, Google Play or you can login via the Konnective website.

For all other smartphones or if you don't have a smartphone you can register on the Konnective website <http://www.konnective.com.au/register> and choose to receive messages via email.

2



Register with Konnective

Once you complete your details, you will be sent an email asking you to click on a link to verify your email address. Check your spam/junk folders if it does not arrive.

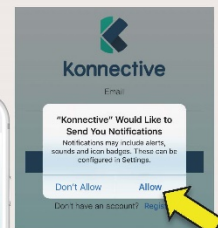
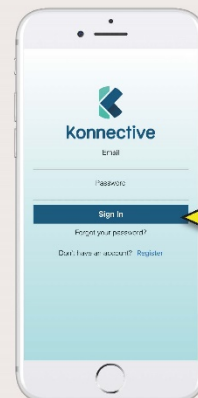
3

Login to Konnective

Open up the app. Make sure you select OK to receive Push Notifications from Konnective (iPhone only). This will ensure you get a notification whenever you receive a new message.

Tap on the Login button.

Enter your email address and the password you set in Step 2.



4

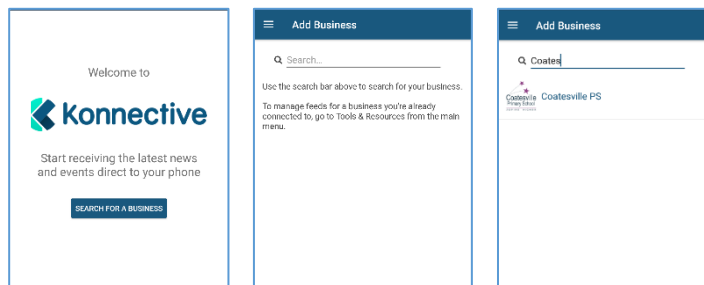
Get Connected

If you aren't connected to all of the feeds you need:

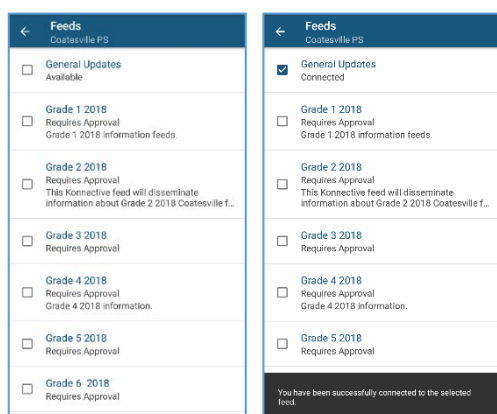
- Tap on Menu and select Add Business.
- Search for the organisation and feeds relevant to you.

STEP BY STEP AFTER REGISTRATION

1. The first time you log in click on "Search for a Business". Type in Coatesville Primary School.



A list will show: General Updates and well as Grade 1, 2, 3, 4, 5, 6, Prep, etc.



Tick the box next to General Updates and also the relevant Grade you would like to receive news from.

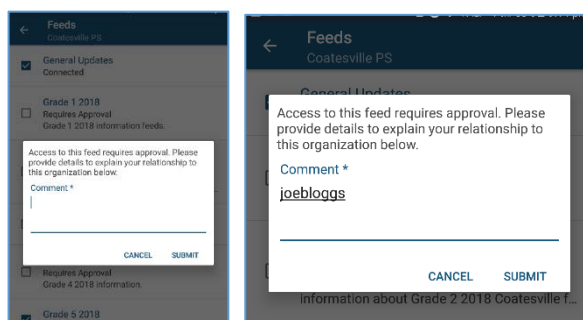
We send all general school information news, events and reminders to "General Updates".

Specific news/feeds are also sent to year levels, so you will receive information specific to your child's year, ie class events, if an excursion is running late, the message will only go to the parents of that year level that have signed up.

2. General Updates does not need approval.

Grade levels will require approval from the school. After ticking the grade box - a request box will come up - type your name in the Comment box - click submit.

A box will come up "You will receive notification when you have been approved to this feed"



3. Once you have requested access to the feed(s), the school will approve your request (within 1 business day). You will receive a notification on your phone to say that you've been approved.
4. In "My Feed" it will come up as "you are now connected to Prep 2018 feed (or other) at Coatesville PS" and will show a list of all the posts that have been made to that feed, in chronological order, with the most recent post at the top of the page.
5. As new posts are added by the school, you will receive a notification on your phone to say that news has been posted (you will need to be logged into Konnective).
6. You can also get email alerts, by going into your Account Settings / Notification Settings / and click on receive email alerts.